

Our Role in the Property Tax and Assessment System.

MUNICIPAL PROPERTY ASSESSMENT CORPORATION



MUNICIPAL
PROPERTY
ASSESSMENT
CORPORATION

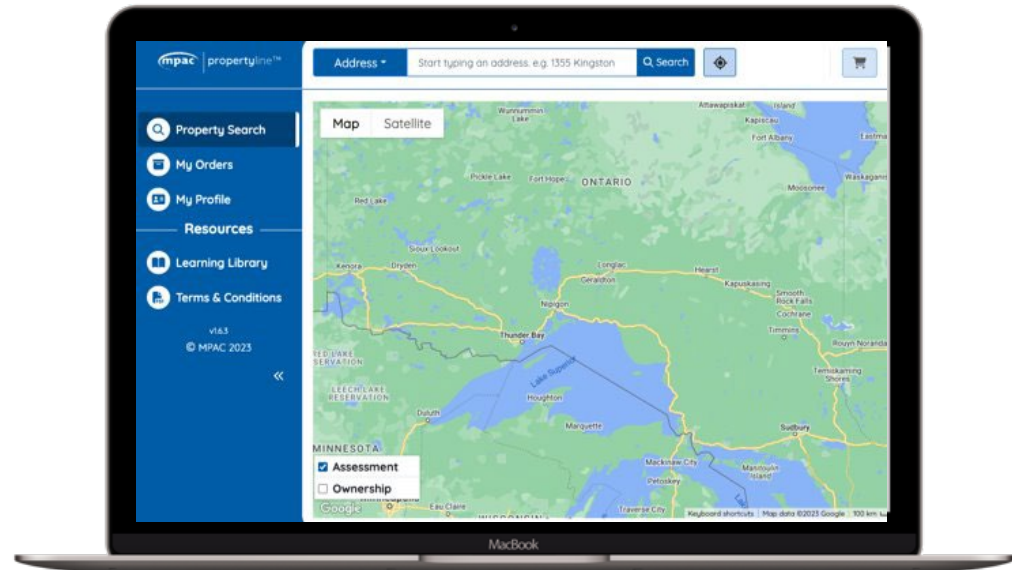
AMO Conference
London, Ontario
August 22, 2023



Property values continue to be based on the market at **January 1, 2016**, which is our current valuation date.

Adding Value for Ontarians.

Our data insights help governments, property owners and businesses make informed decisions for today and the future.

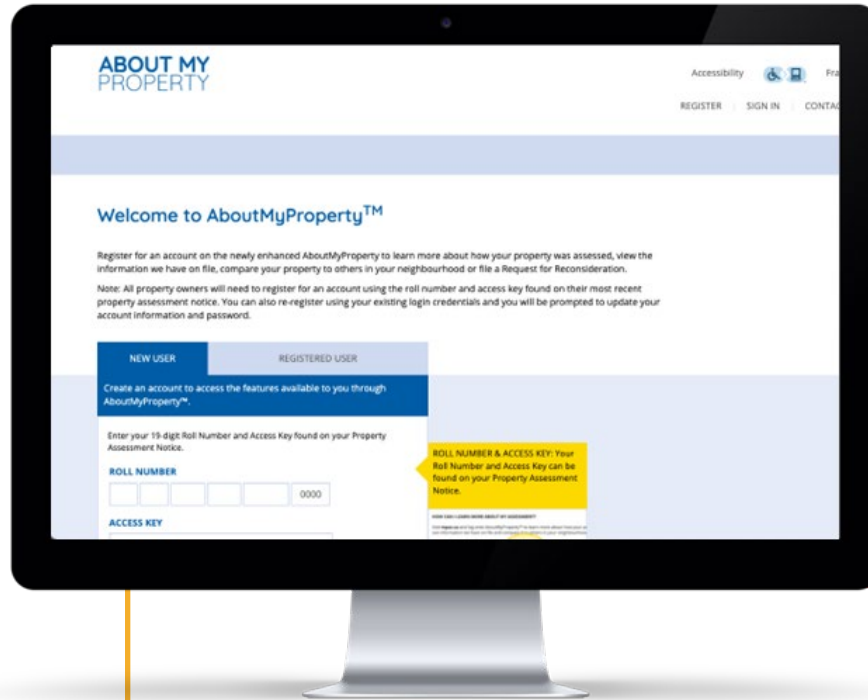


Relevant and Accurate Property Information.

- Our work meets standards set by the International Association of Assessing Officers.
- We strive to make our work as transparent as possible.
- MPAC is here to empower property owners to better understand their assessment and share resources and tools like AboutMyProperty™.



Empowering Property Owners.



AboutMyProperty™ shows people how their properties are assessed and taxes are impacted



Social media campaigns

Corporate Data Strategy Development.

JULY | AUGUST
Design Data Strategy framework.



MAY
Municipal and Taxpayer Engagement through interviews and surveys.



OCTOBER | NOVEMBER
Consult with internal stakeholders to finalize Data Strategy.



AUGUST | SEPTEMBER
Develop Data Strategy based on recommendations and implement roadmap.



JUNE
Consolidate and analyze engagement results.



DECEMBER
Corporate Data Strategy completed.



Engaging with Municipalities.



518
participants

In consultation with:



Types of roles:

Assessment Review	Planning	Clerk
Revenue Services	GIS	Tax Collector
CAO	Mayor	Coordinator

Method of engagement:



Municipality
Surveys



Municipality
Interviews



Focus Group
interviews



FONOM Live
Polling Session



How We Work in Your Communities.



Snapshot of 2022.



1,500

Municipal engagements in 2022

13,696

Municipal enquiries completed in 2022



163,494

sales reviews in 2022



256,331

Building permits completed in 2022



10,829

Requests for Reconsideration Processed for 2022 tax year



Closed 22,790

appeals on 5,778 properties in Ontario

62%
of municipalities auto-ingest permits with us.

Based on the e-permit pilot offered throughout Ontario, the majority of municipalities are now using our web service to auto-ingest permits through an API.

Real Time Values

We are evolving our business processes, valuation capabilities and technology to deliver real time values for any property on any given day.

The Future of Building and Assessment.



5.6 million properties
\$37.8 billion captured
\$3 trillion total property value



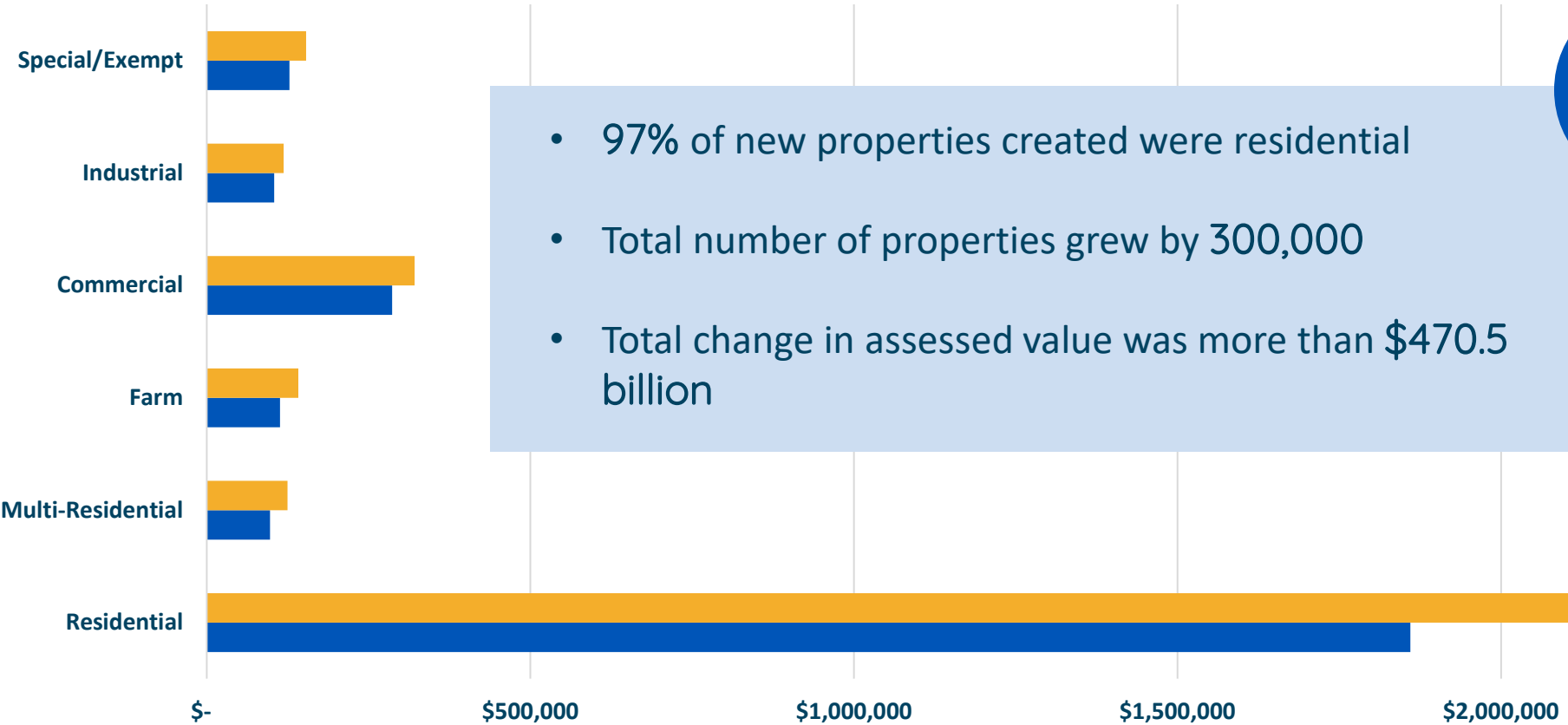
50K new homes
currently assessed
each year



1.5 million homes
constructed and assessed
over the next 10 years

Ontario's Assessment Landscape.

Total Assessed Value – 2017 vs 2022 (in Millions)



- 97% of new properties created were residential
- Total number of properties grew by 300,000
- Total change in assessed value was more than \$470.5 billion



In \$ Millions

■ 2022 roll return ■ 2017 roll return



Municipalities With the Highest Growth.

9 LONDON
2022 - \$903M
2021 - \$672M

01 TORONTO
\$8.7B | \$10.7B

02 OTTAWA
\$4.4B | \$3B

03 MISSISSAUGA
\$1.2B | \$1.6B

04 VAUGHAN
\$1.1B | \$2B

05 OAKVILLE
\$1.1B | \$1.1B

06 HAMILTON
\$1.1B | \$884.8M

07 BRAMPTON
\$974M | \$1.3B

08 MARKHAM
\$926M | \$750.4M

09 LONDON
\$903M | \$672M

10 RICHMOND HILL
\$727M | \$722.8M

■ 2022

■ 2021



2022 Building Permits.



Insights.

Ontario's Property Landscape

condos are getting smaller
while detached homes are
getting bigger

Condominiums are **35% smaller** while the average detached home is **25% larger**.



More than 4.2 million sq. ft. has been added to the storage footprint in the past three years. That's an increase of about 11%.



COMING THIS FALL: New Insights Campaign to focus on housing and affordability.

Did you know:

- In 2013, 73% of residential properties in the province were less than \$500k
- In 2023, that number dropped to just 14%.

MPAC Reports.

A look back at 2022

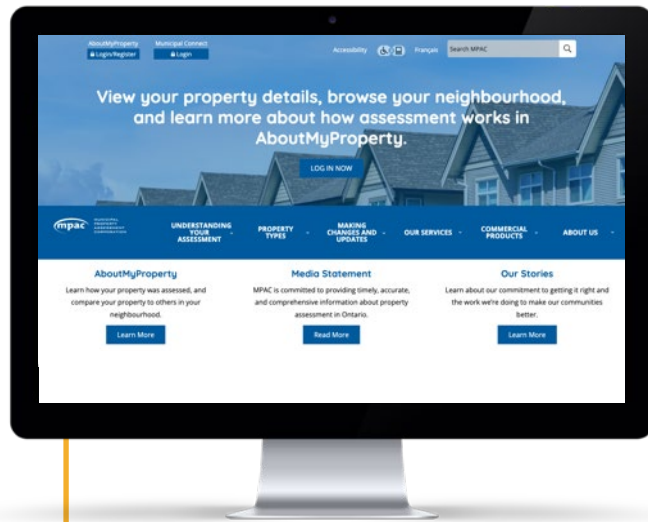


2022 Annual Report +
Performance Report

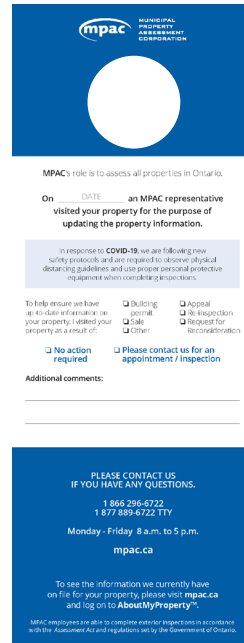
2022 Municipal Partnerships
Report

2022 Enumeration Report

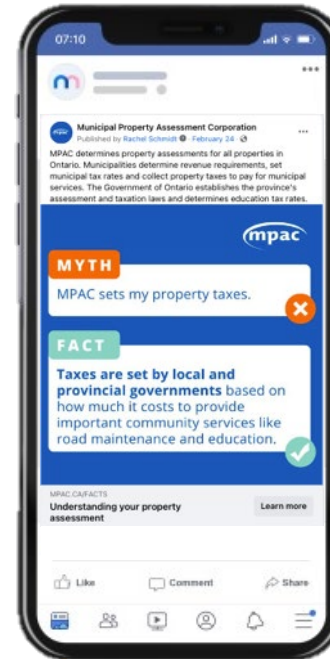
Supporting Our Property Owners.



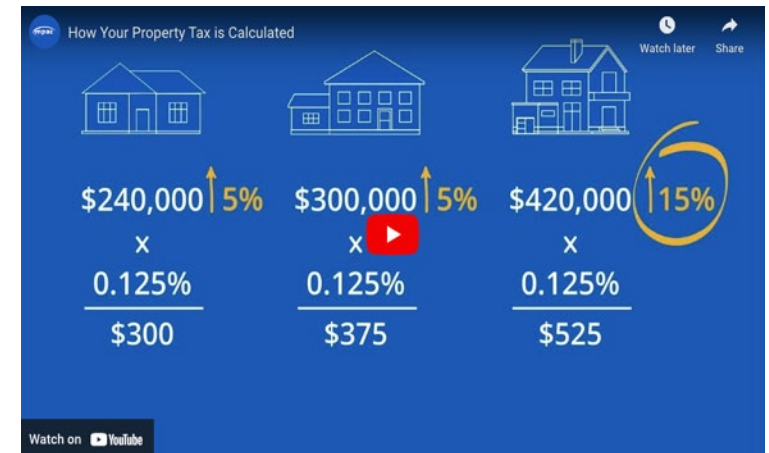
Corporate website



Door hangers + letters



Social media campaigns



Educational videos

Supporting Our Municipalities.

- Orientation sessions
- Conferences
- Municipal Resources + Property Assessment Toolkit
- Municipal Connect
- InTouch





We Invite You to Get to Know Us!

Reach out to your local Municipal and Stakeholder Relations Account Manager with questions or to learn more.

